



2025

MONROE COUNTY 4-H NEWSLETTER

4-H JUDGING TEAMS

There are many opportunities available to 4-H members outside the classroom, and one of those is participating in a judging contest! Listed below are some of the judging teams offered in Monroe County, and you must be in grades 6 through 12 in order to take part in these events:

CONSUMER DECISION MAKING: Youth learn how to rank consumer products over others based on standards and quality. Examples of consumer items include cereals, headphones and luggage.



FORESTRY JUDGING: 4-H members learn to identify leaves, wood, insects and diseases, measure trees, and use a compass to find their general direction.



FCS SKILLATHON: 4-H members compete at stations to identify items related to clothing, housing and interiors, and food and nutrition.



LIVESTOCK JUDGING: Members learn to evaluate classes of beef cattle, sheep, goats, or swine and place them on their ability to produce meat or to produce offspring.



MEATS JUDGING: This contest teaches youth to identify and judge retail and wholesale cuts of beef, lamb and pork.



4-H HONOR CLUB



Are you in at least 6th grade? Have you been an active 4-H member? Do you enjoy leadership and citizenship activities? Then, maybe you can become a Tennessee 4-H Honor Club member! Honor Club is for junior high (6th-8th graders) and senior (9th-12th graders) 4-H members who have been active members of their local clubs. Membership is based on an application form. You get points for everything you do... completing your projects, participating in events and activities, making presentations, helping other 4-H'ers, volunteering in your community, you even get points just for joining 4-H!
 Contact Greg or Morgan for more information.

Greg Austin
 Extension Director
 gaustin@utk.edu

Morgan Davis
 Extension Agent
 mcox46@utk.edu

4-H Camps

It's never too early to start thinking about 4-H Camp in Greeneville. Clyde Austin has provided campers with enjoyable experiences since 1949. With no more than 100 acres of well maintained grounds, the camp has huge playing fields for sports and games, a 3 acre lake for fishing and canoeing, a brand new swimming pool with a spiral water slide, rifle and archery ranges, volleyball, basketball, and many more activities. We will be promoting camp in the classrooms in the month of March, so start saving your money now in order to take part in a great experience.



4-H PLEDGE

I pledge my **HEAD** to clearer thinking,
 my **HEART** to greater loyalty,
 my **HANDS** to larger service,
 and my **HEALTH** to better living,
 for my club, my community,
 my country, and my world.




Programs in agriculture and natural resources, 4-H youth development, family and consumer sciences, and resource development. University of Tennessee Institute of Agriculture, U.S. Department of Agriculture and county governments cooperating. UT Extension provides equal opportunities in programs and employment.




Interactive Exhibit Learning Board

Front of Board

Tips from
the
Tabletop Wizard



Back of Board



Can use the Science tri-fold board.


Can use photos, web captures, or even your own artwork to illustrate your exhibit.

Can put loose items on table in front of board

May use all space from Table to floor.

Exhibit Construction

Rules



1. Includes a table top exhibit.
(4feet wide x 2 feet deep)
2. Must be related to a 4-H project.
3. 4-H'ers will have a 2 minute talk to explain the exhibit.
4. 4-H'ers need to be prepared to answer questions.
5. No Live animals!

Tips





Exhibit should be easy to read and understand.

Exhibit should be attractive and neat.

Exhibit should be able to stand alone and convey a complete message to audience

Topics




May show how to do something
(how to plant a tree)

May explain more about something
(why we plant trees)

May tell about what you have done in your project.
("Here are photos of me planting trees")

Presentation



Be prepared to have an organized talk explaining your exhibit. The talk should last right at 2 minutes.

Use proper speaking skills, good posture, proper grammar, and speak in complete sentences.

Be well groomed and dressed appropriately.

Be prepared to answer questions from judges concerning your exhibit.