





2025


MONROE COUNTY 4-H NEWSLETTER

4-H JUDGING TEAMS

There are many opportunities available to 4-H members outside the classroom, and one of those is participating in a judging contest! Listed below are some of the judging teams offered in Monroe County, and you must be in grades 6 through 12 in order to take part in these events:


CONSUMER DECISION MAKING: Youth learn how to rank consumer products over others based on standards and quality. Examples of consumer items include cereals, headphones and luggage. 

FORESTRY JUDGING: 4-H members learn to identify leaves, wood, insects and diseases, measure trees, and use a compass to find their general direction. 

FCS SKILLATHON: 4-H members compete at stations to identify items related to clothing, housing and interiors, and food and nutrition. 

LIVESTOCK JUDGING: Members learn to evaluate classes of beef cattle, sheep, goats, or swine and place them on their ability to produce meat or to produce offspring.



MEATS JUDGING: This contest teaches youth to identify and judge retail and wholesale cuts of beef, lamb and pork. 

4-H HONOR CLUB



Are you in at least 6th grade? Have you been an active 4-H member? Do you enjoy leadership and citizenship activities? Then, maybe you can become a Tennessee 4-H Honor Club member! Honor Club is for junior high (6th-8th graders) and senior (9th-12th graders) 4-H members who have been active members of their local clubs. Membership is based on an application form. You get points for everything you do... completing your projects, participating in events and activities, making presentations, helping other 4-H'ers, volunteering in your community, you even get points just for joining 4-H!
Contact Greg or Morgan for more information.

Greg Austin
Extension Director
gaustin@utk.edu


Morgan Davis
Extension Agent
mcox46@utk.edu

4-H Camps

It's never too early to start thinking about 4-H Camp in Greeneville. Clyde Austin has provided campers with enjoyable experiences since 1949. With no more than 100 acres of well maintained grounds, the camp has huge playing fields for sports and games, a 3 acre lake for fishing and canoeing, a brand new swimming pool with a spiral water slide, rifle and archery ranges, volleyball, basketball, and many more activities. We will be promoting camp in the classrooms in the month of March, so start saving your money now in order to take part in a great experience.




4-H PLEDGE

I pledge my **HEAD** to clearer thinking,
my **HEART** to greater loyalty,
my **HANDS** to larger service,
and my **HEALTH** to better living,
for my club, my community,
my country, and my world. 

Programs in agriculture and natural resources, 4-H youth development, family and consumer sciences, and resource development. University of Tennessee Institute of Agriculture, U.S. Department of Agriculture and county governments cooperating. UT Extension provides equal opportunities in programs and employment.





What is a Demo?

It's a combination of a speech and an exhibit!

It's teaching someone how to do something!

It's a Lot of Fun!

The 4 Minute Demo

Example Demo

Project: **Line and Design**
Topic: **How to build a birdhouse**
Title: **"Home Sweet...Birdhouse."**
Things Needed: **Hammer, Nails, Wood, Saw, Sandpaper, and Paint**

Step 1 Pick your topic

Pick something you like!

What will you show?

The topic must be in a project area.

Pick a topic you know something about

What resources do you have?

Step 2 Plan your Demo

What will you teach?

Extension

Posters

Home Sweet



Birdhouse

Title Poster

Things you will need:

Hammer
Nails
Wood
Saw
Sandpaper
Paint

Needs Poster

Needs

Step 3 Putting it together

4 Posters outlining your demo.

Equipment and Materials

All materials must fit in a small box which can be carried by 4-H'er.

14 x 22 is best... can be on poster board or foam core.

Step 1. Cut wood to plan
Step 2. Arrange Parts
Step 3. Hammer Parts
Step 4. Sand along edges
Step 5. Paint

Method Poster

Remember:

Saw wood under supervision of adult.
Arrange all pieces before nailing.
Use a water based paint.

Conclusion or "Remember" Poster

Step 4 The Parts of A Demo

INTRO

"HOW TO..."

WRAP UP

PRACTICE



Set-up

Posters for Demo

